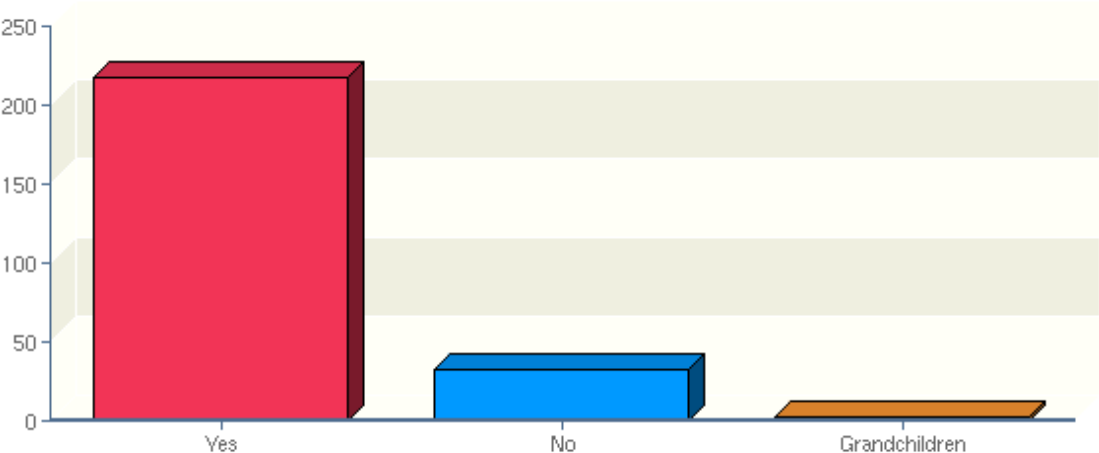


Response Summary Report

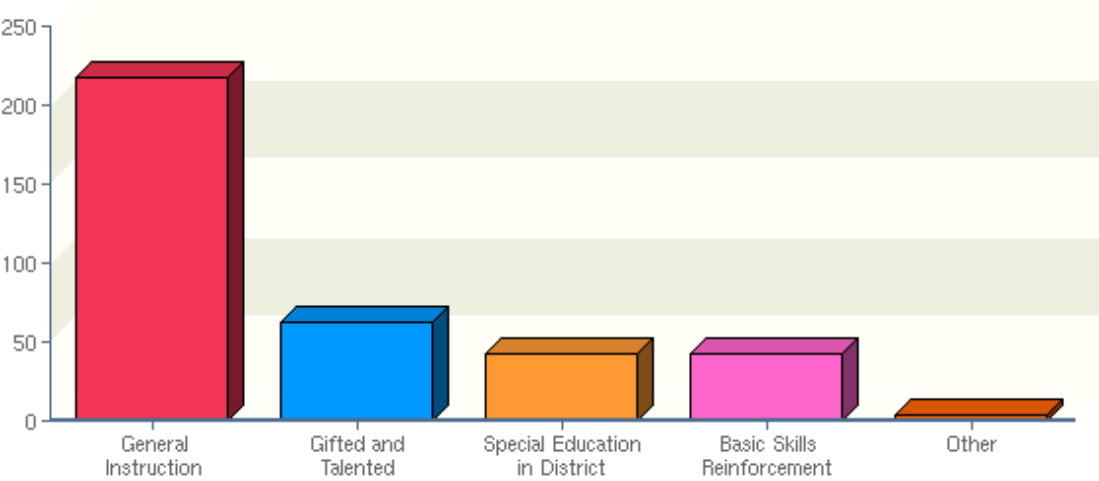
December 15, 2010

1. Do you have children in the Warren Township K-8 School District?



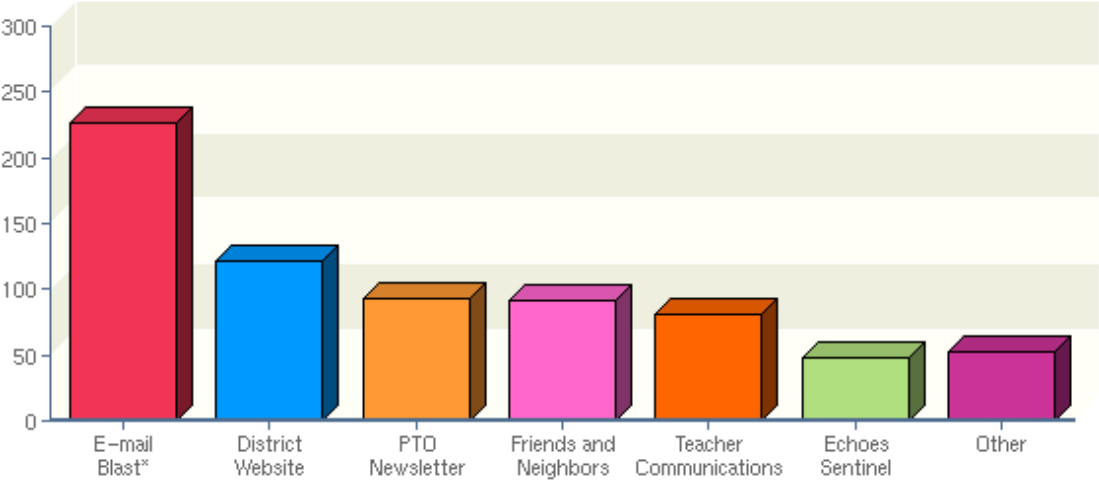
Item	Count	Percent %
Yes	218	86%
No	33	13%
Grandchildren	2	1%

2. Through our Warren Township K-8 School District, my child(ren)/grandchild(ren) currently receives: (Please check all that apply.)



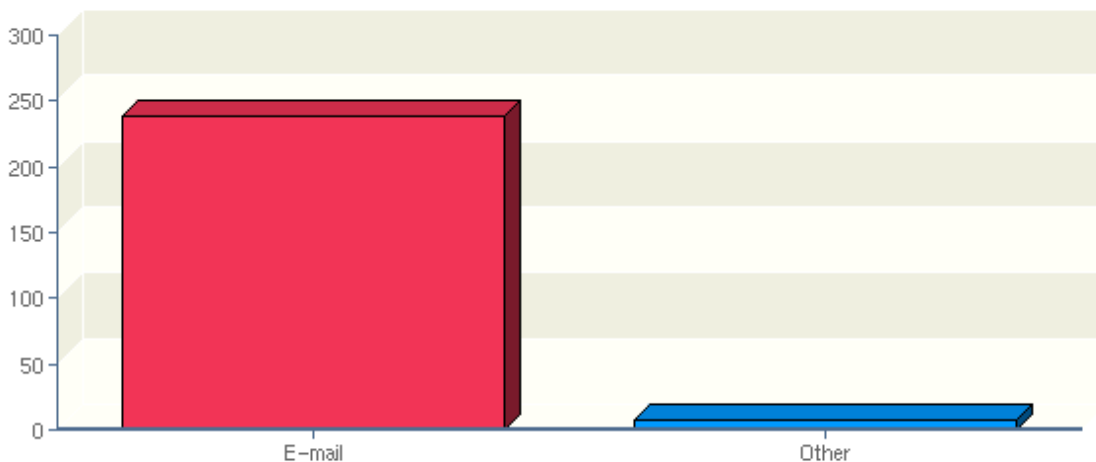
Item	Count	Percent %
General Instruction	217	96%
Gifted and Talented	62	27%
Special Education in District	43	19%
Basic Skills Reinforcement	42	19%
Special Education out of District	4	2%

3. What are your three main sources of information regarding the Warren Township K-8 School District? (Please check up to 3.)



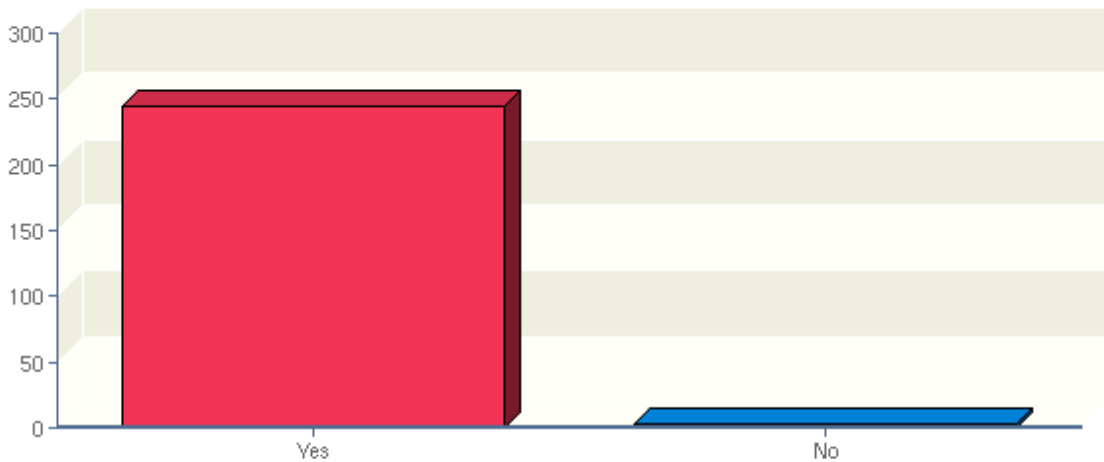
Item	Count	Percent %
E-mail Blast*	226	90%
District Website	121	48%
PTO Newsletter	93	37%
Friends and Neighbors	91	36%
Teacher Communications	81	32%
Echoes Sentinel	48	19%
Attending Board of Education Meetings	16	6%
Courier News	14	6%
Star Ledger	14	6%
Independent Press	9	4%

4. What is your preferred method for the Warren Township Board of Education to communicate with you in general?



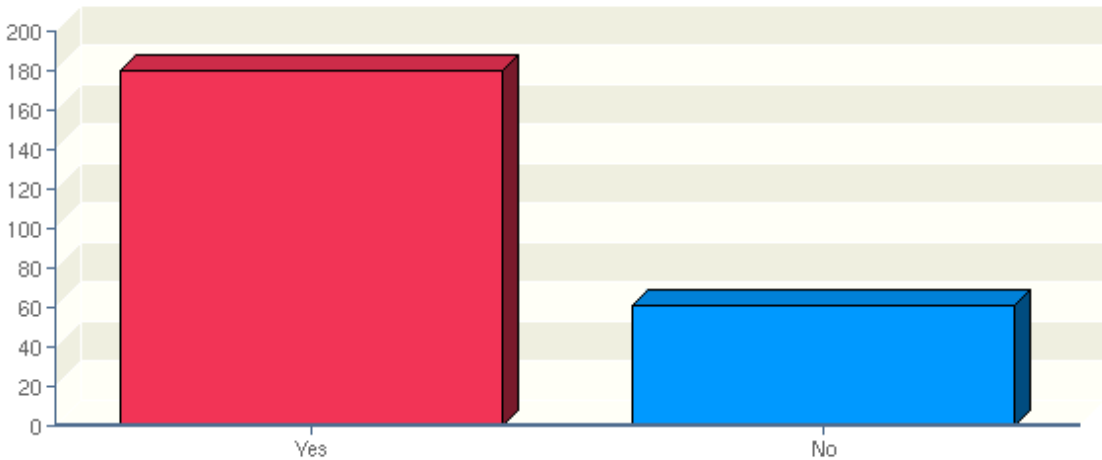
Item	Count	Percent %
E-mail	239	97%
Telephone	3	1%
Handouts via children information sent home via backpack	1	0%
Open Meetings	1	0%
Website postings	1	0%
Website updates	1	0%

5. Do you have a computer in your home?



Item	Count	Percent %
Yes	245	99%
No	3	1%

6. Did you support last year's Warren Township K-8 School District's budget?

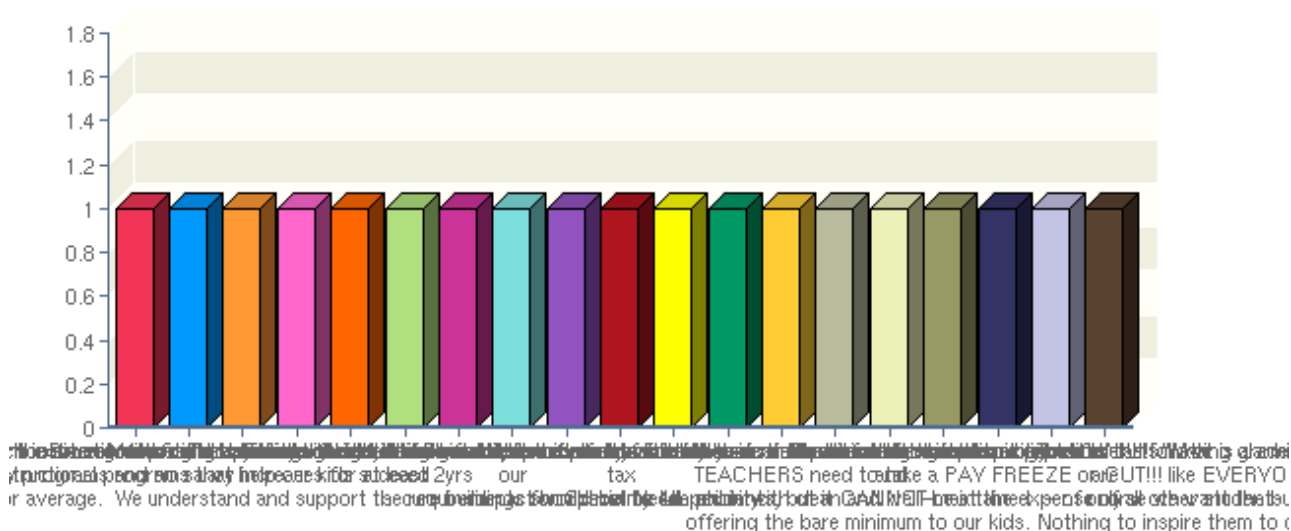


Item	Count	Percent %
Yes	180	75%
No	61	25%

7. What do you see as the top 3 financial priorities for our Warren Township K-8 School District? (Please select only one item in each priority category.)

Item	First Priority	Second Priority	Third Priority	Total
Up-to-Date Technology	15% 16	35% 37	50% 52	105
Staff Development and Training	24% 26	44% 47	32% 34	107
Clean, Well-Maintained, Safe and Secure Buildings	30% 39	30% 39	40% 53	131
Small Class Sizes	60% 114	27% 52	13% 25	191
Low Tax Impact	37% 37	32% 32	31% 31	100
Maintaining Current Instructional Programs	45% 80	36% 65	19% 34	179

8. Other (Please specify.)



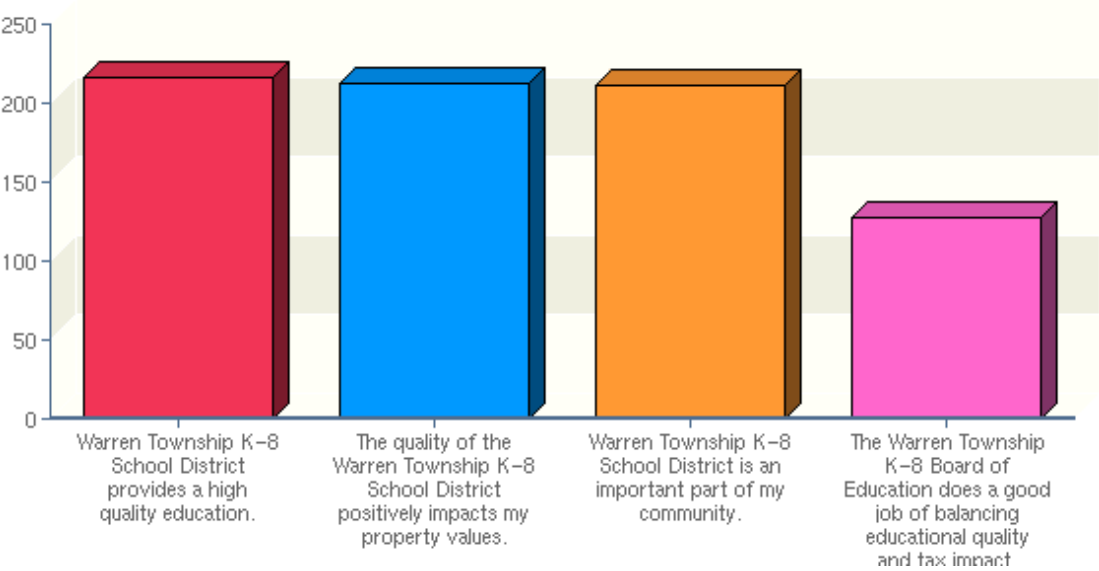
Item	Count	Percent %
1. Keeping strong instructional programs that help our kids succeed	1	5%
cut unnecessary programs and no salary increases for at least 2yrs	1	5%
Diverse educational offerings for students.	1	5%
evaluate current instructional programs to meet the needs of our children in our community.	1	5%
Extracurricular activities	1	5%
First priority - Negotiating a new union contract	1	5%
Getting the same good results as other districts that do not spend as much for each student. That is not the case.	1	5%
Help our children excel; do not settle for average. We understand and support the requirements for Special Needs students, but it CANNOT be at the expense of all other students.	1	5%

Item	Count	Percent %
Improving the math curriculum is the top priority. We should be ashamed by the math program. An example is that our children's first grade math curriculum is presently taught in Pre K environments when our children are 4 and 5 years old. Institutions in the area such as the Montessori schools and franchise pre schools teach our first grade math curriculum in the last year of pre k, a full two years before it is taught in the public schools!!!!!! What is alarming is our administration is closed minded to the issue and refuses to listen and act upon the constituents' feedback in this vital area. It is no wonder that the US is falling behind in math, it starts with the educators who refuse to acknowledge their deficiency and the deficiency in the math program.	1	5%
low tax impact would be my 4th priority.	1	5%
Lower the tax basis	1	5%
Maintain full day kindergarten, do not reduce it to half day as it will have an impact on the overall curriculum for the following grade levels.	1	5%
Maintain gifted/talented instruction. Allow to cultivate future leaders in science/liberalarts/math	1	5%
return late bus in middle school and keep class trips	1	5%
safe and secure buildings should not be lumped in with clean and well-maintained - of course we want the buildings safe!	1	5%
Teacher training is also important	1	5%
technology	1	5%
The TEACHERS need to take a PAY FREEZE or CUT!!! like EVERYONE else!!!!!!!!!!	1	5%
We are only offering the bare minimum to our kids. Nothing to inspire them to develop a love of learning.	1	5%

9. Please rate the importance to you of the following:

Item	Very Important	Somewhat Important	Not Important	Total
Focus on Language Arts	91% 223	8% 20	1% 3	246
Focus on Mathematics	98% 244	2% 4	0% 1	249
Focus on Science	91% 227	9% 23	(N/A)	250
Multiple World Languages	30% 74	50% 123	20% 50	247
Physical Education	52% 128	42% 105	6% 15	248
Art	37% 91	53% 129	10% 25	245
Music	38% 93	51% 124	11% 27	244
Technology	59% 146	37% 90	4% 10	246
Extracurricular Sports	22% 53	52% 126	27% 65	244
Extracurricular Clubs	17% 42	52% 127	30% 73	242

10. Please check all that apply:



Item	Count	Percent %
Warren Township K-8 School District provides a high quality education.	216	89%
The quality of the Warren Township K-8 School District positively impacts my property values.	213	87%
Warren Township K-8 School District is an important part of my community.	211	86%
The Warren Township K-8 Board of Education does a good job of balancing educational quality and tax impact.	127	52%